

Scaled data based on original data using
LM-79-08 Approved Method: Electrical and Photometric Measurements of Solid-
State Lighting Products

Test Report Prepared for
Cooper Lighting Solutions
(formerly Eaton)

Brand: McGRAW-EDISON

Report Number: P226810

Luminaire Tested: **ISW-AF-1000-LED-E1-SL2**

Issue Date: 3/3/2020

Test Information

Test Method: LM-79-08
Report Number: P226810
TEST IS SCALED FROM IESNA LM-79-08 TEST DATA (P35945)
Test Lab: INNOVATION CENTER-P3
Issue Date: 3/3/2020
Manufacturer: COOPER LIGHTING SOLUTIONS (FORMERLY EATON)
Product Line: MCGRAW-EDISON
Catalog Number: ISW-AF-1000-LED-E1-SL2
Description: IMPACT ELITE LED WEDGE LUMINAIRE
LIGHT SQUARE WITH ACCULED OPTICS-TYPE II W/SPILL CONTROL
Light Source: (16) 4000K CCT, 70 CRI LEDs
Ballast/Driver: ELECTRONIC DRIVER

Summary

Lumens per Lamp: N/A
Luminaire Lumens: 5983.2 lumens
Efficiency: N/A
Efficacy: 109.6 lumens/watt
Luminous Opening: Rectangular (W 0.5' x L: 0.5' x H: 0')
IES Classification: Type II - Short - Semi-Cutoff
BUG Rating: B1 - U1 - G2

Input Watts (W): 54.6
Input Voltage (V): 120
Input Current (Ain): NR
Voltage Rise (V): NR
Power Factor: NR
Total Harmonic Distortion (THDi): NR
Frequency (hertz): 60
Stabilization Time: NR
Operation Time: NR
Ambient Temperature (°C): NR
Test Distance: 25 FT

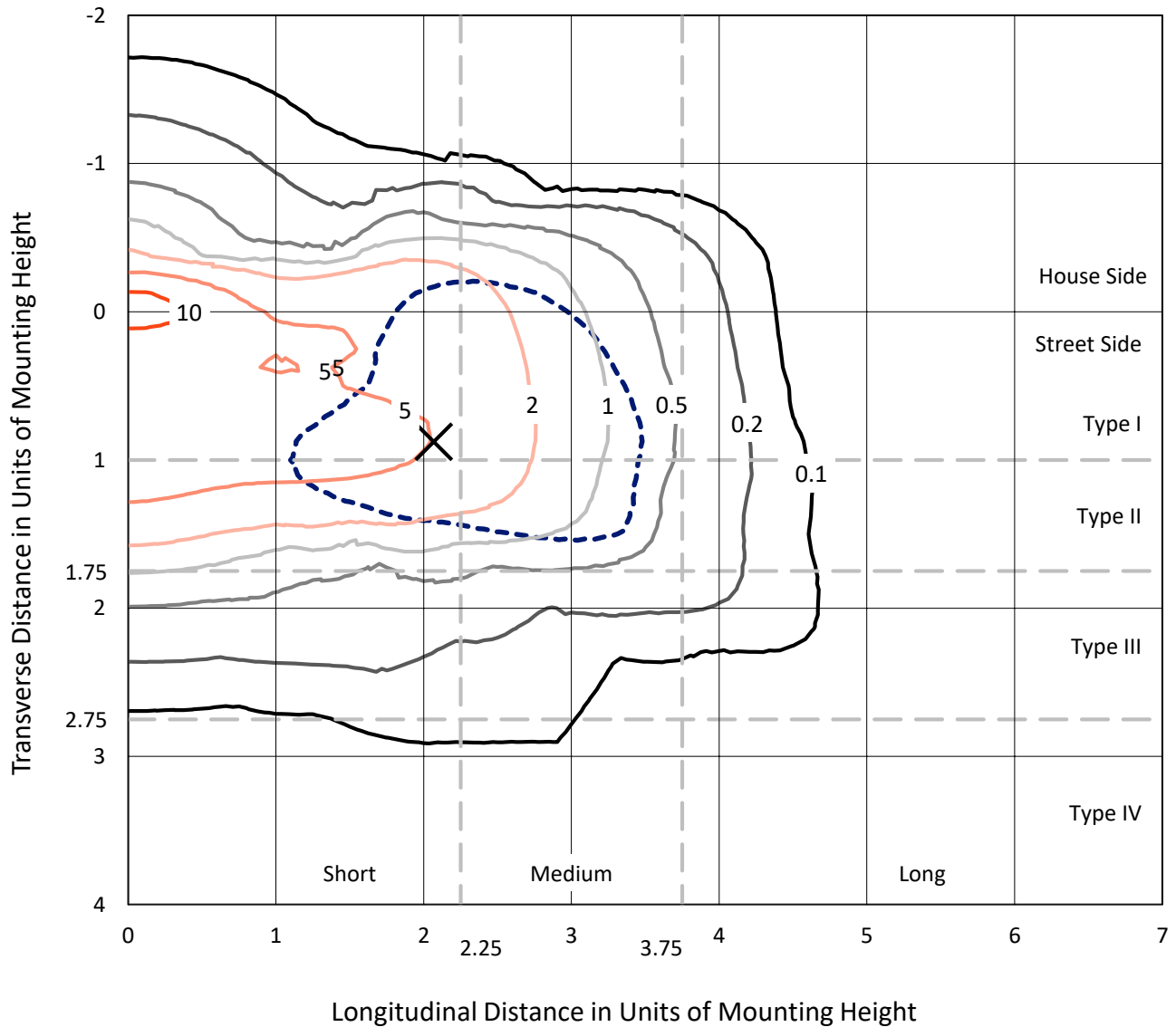


REPORT NUMBER: P226810

CATALOG NUMBER: ISW-AF-1000-LED-E1-SL2

Iso-Footcandle Lines of Horizontal Illumination

× Max cd
 - - - 1/2 Max cd

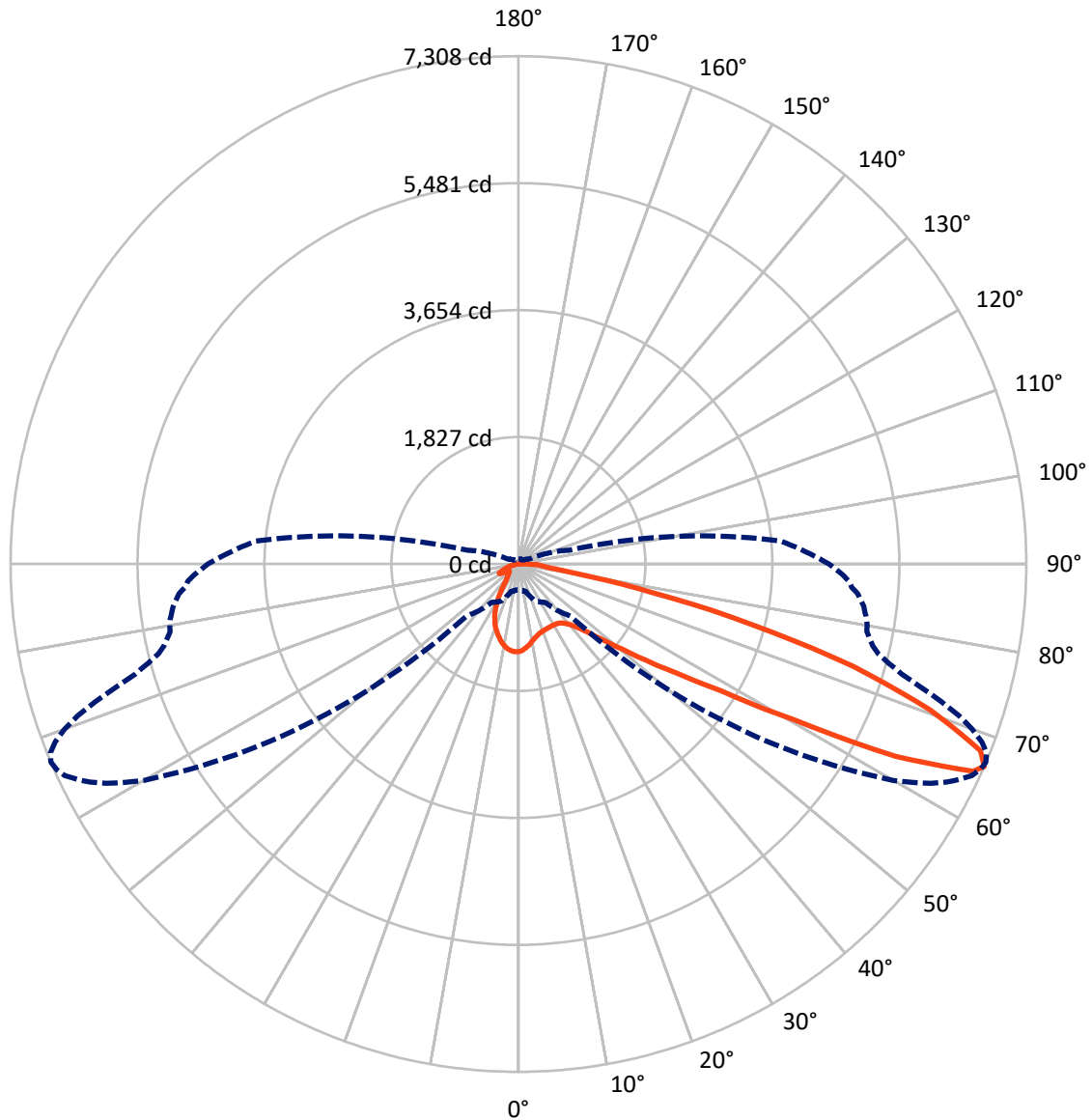


Based on 10 foot mounting height. Maximum calculated value = 12.6 fc
 Type II - Short - Semi-Cutoff

REPORT NUMBER: P226810

CATALOG NUMBER: ISW-AF-1000-LED-E1-SL2

Luminous Intensity Polar Plot



— Vertical Plane Through 67-Deg Lateral - - - Horizontal Cone Through 66-Deg Vertical

REPORT NUMBER: P226810

CATALOG NUMBER: ISW-AF-1000-LED-E1-SL2

FLUX DISTRIBUTION:

		Downward	Upward	Total
House Side	Lumens	1104.7	0.5	1105.2
	% Fixture	18.5	0.0	18.5
Street Side	Lumens	4876.3	1.7	4878.0
	% Fixture	81.5	0.0	81.5
Total	Lumens	5981.0	2.2	5983.2
	% Fixture	100.0	0.0	100.0

Coefficient of Utilization

ZONAL LUMENS:

Zone	Lumens	% Fixture
0°-10°	109.2	1.8
10°-20°	260.0	4.3
20°-30°	356.4	6.0
30°-40°	509.2	8.5
40°-50°	825.7	13.8
50°-60°	1308.2	21.9
60°-70°	1657.8	27.7
70°-80°	824.1	13.8
80°-90°	130.5	2.2
90°-100°	2.2	0.0
100°-110°	0.0	0.0
110°-120°	0.0	0.0
120°-130°	0.0	0.0
130°-140°	0.0	0.0
140°-150°	0.0	0.0
150°-160°	0.0	0.0
160°-170°	0.0	0.0
170°-180°	0.0	0.0
0°-90°	5981.0	100.0
0°-180°	5983.2	100.0



REPORT NUMBER: P226810

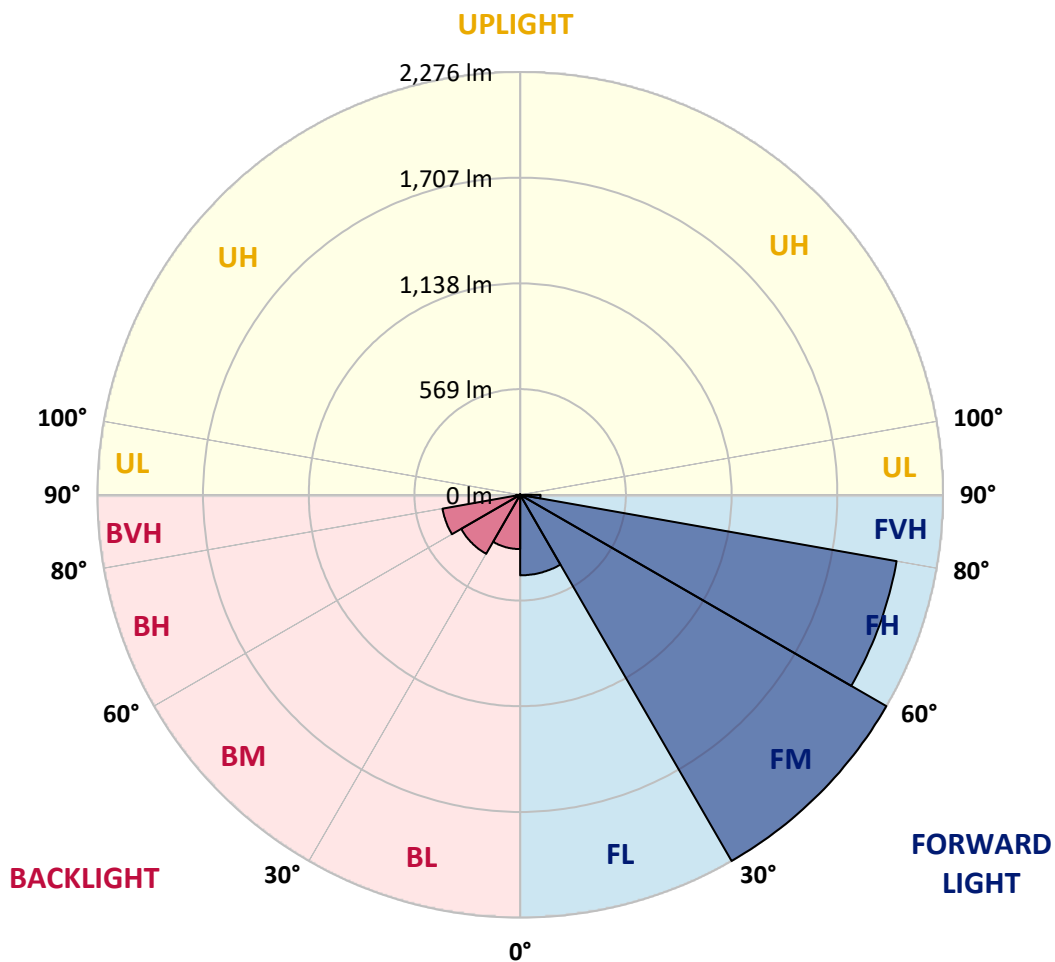
CATALOG NUMBER: ISW-AF-1000-LED-E1-SL2

LUMINAIRE CLASSIFICATION SYSTEM LUMEN TABLE AND BUG RATING:

Zone		Lumens	% Fixture	Zone Rating/Lumen Limit		
				B	U	G
FL	(0°-30°)	433.5	7.2			
FM	(30°-60°)	2276.1	38.0			
FH	(60°-80°)	2057.3	34.4			G2/5000
FVH	(80°-90°)	109.5	1.8			G2/225
BL	(0°-30°)	292.1	4.9	B1/500		
BM	(30°-60°)	367.0	6.1	B1/1000		
BH	(60°-80°)	424.5	7.1	B1/500		G1/500
BVH	(80°-90°)	21.1	0.4			G1/100
UL	(90°-100°)	2.2	0.0		U1/10	
UH	(100°-180°)	0.5	0.0		U1/10	

BUG Rating: B1-U1-G2

Type II Short





REPORT NUMBER: P226810

CATALOG NUMBER: ISW-AF-1000-LED-E1-SL2

CANDELA DISTRIBUTION (FULL):

	0°	5°	15°	25°	35°	45°	55°	60°	61°	62°	63°
0°	1259.4	1259.4	1259.4	1259.4	1259.4	1259.4	1259.4	1259.4	1259.4	1259.4	1259.4
2.5°	1170.4	1173.1	1188.4	1196.4	1208.1	1211.8	1225.2	1230.6	1235.1	1234.2	1234.2
5°	1065.2	1073.3	1080.5	1096.7	1113.8	1134.5	1160.5	1180.3	1183.9	1188.4	1191.1
7.5°	985.2	990.6	1003.2	1014.9	1036.5	1065.2	1102.1	1127.3	1132.6	1134.5	1140.7
10°	928.6	932.2	943.0	958.3	983.5	1011.3	1050.0	1076.0	1084.1	1087.7	1093.1
12.5°	884.5	890.0	899.8	916.1	943.0	971.7	1012.2	1038.3	1043.6	1048.1	1056.2
15°	856.7	860.3	869.3	887.2	911.6	940.3	979.8	1011.3	1014.9	1019.4	1026.5
17.5°	851.3	854.0	859.4	872.9	891.7	919.6	960.0	986.1	992.4	998.7	1005.9
20°	872.9	874.6	876.5	878.2	889.0	907.1	946.5	974.5	979.8	985.2	994.2
22.5°	919.6	922.3	917.8	911.6	903.5	907.1	940.3	969.0	972.6	978.0	985.2
25°	1000.5	997.8	984.3	974.5	945.7	922.3	942.0	966.4	970.9	976.2	984.3
27.5°	1095.8	1092.2	1084.1	1057.1	1009.4	961.9	952.9	970.9	973.5	978.0	985.2
30°	1198.3	1199.2	1191.9	1162.3	1101.2	1021.2	977.1	981.6	983.5	987.0	991.5
32.5°	1290.9	1304.4	1303.4	1301.6	1214.4	1101.2	1023.9	1005.9	1003.2	1005.9	1007.7
35°	1397.9	1400.5	1425.7	1438.3	1367.3	1218.0	1092.2	1052.6	1041.9	1042.8	1041.0
37.5°	1512.8	1516.5	1559.6	1581.2	1526.3	1351.1	1182.9	1121.9	1111.9	1102.1	1094.9
40°	1680.1	1694.5	1716.9	1741.3	1714.3	1529.9	1302.5	1219.9	1194.7	1192.9	1178.4
42.5°	1930.0	1925.5	1914.8	1934.5	1902.1	1730.4	1447.3	1358.3	1339.3	1314.2	1294.4
45°	2175.4	2185.3	2138.6	2147.5	2149.3	1962.3	1656.7	1531.8	1521.8	1492.2	1470.6
47.5°	2340.8	2330.0	2267.1	2312.9	2425.3	2232.9	1899.4	1768.2	1747.5	1732.3	1718.8
50°	2349.8	2340.8	2300.3	2381.2	2621.3	2713.9	2237.4	2084.6	2054.9	2028.0	2019.9
52.5°	2130.5	2117.9	2131.3	2295.8	2692.3	3116.5	2714.7	2477.5	2453.1	2430.7	2399.2
55°	1739.4	1753.8	1817.6	2054.1	2583.5	3402.4	3654.1	3084.2	2980.0	2979.0	2901.7
57.5°	1298.9	1284.5	1332.2	1554.3	2308.4	3504.0	4517.1	4376.0	4143.2	3985.8	3796.2
60°	876.5	880.0	924.1	1038.3	1606.3	3393.4	5095.1	5586.8	5505.0	5471.8	5420.5
62.5°	607.6	613.1	653.6	760.5	939.4	2730.1	5264.1	6265.5	6412.1	6533.4	6503.7
65°	425.2	426.1	466.6	632.0	703.9	1402.4	4891.0	6355.4	6573.8	6782.4	6969.4
66°	374.8	375.7	409.0	587.9	675.0	1058.0	4567.5	6230.5	6479.5	6722.1	6915.5
67.5°	320.9	326.3	352.4	499.8	647.2	816.2	3772.7	5857.4	6118.1	6385.1	6640.4
70°	220.2	222.1	245.4	405.4	605.9	716.5	2150.2	4572.8	4933.3	5402.5	5674.0
72.5°	157.3	155.5	158.3	250.8	622.1	712.0	1130.0	3009.6	3513.9	3925.6	4219.6
75°	140.2	135.7	124.1	155.5	454.0	777.5	756.9	1771.8	2155.7	2530.5	2831.6
77.5°	124.9	117.7	111.5	119.6	224.7	732.6	679.5	1014.9	1210.9	1490.4	1722.3
80°	95.2	90.8	94.4	103.4	134.8	674.2	675.0	675.0	728.1	819.8	911.6
82.5°	62.9	57.5	65.6	85.4	101.6	507.9	697.6	596.0	586.0	582.5	588.8
85°	39.6	34.2	45.8	63.8	78.3	265.1	715.6	629.2	583.4	539.4	495.3
87.5°	14.4	16.2	23.3	36.8	51.2	115.1	627.5	554.6	523.1	468.3	417.1
90°	3.6	2.7	4.5	10.7	11.7	21.6	96.2	153.7	91.7	45.8	36.8
92.5°	0.0	0.0	0.0	0.0	0.0	0.0	0.0	0.0	0.0	0.0	0.0
95°	0.0	0.0	0.0	0.0	0.0	0.0	0.0	0.0	0.0	0.0	0.0
97.5°	0.0	0.0	0.0	0.0	0.0	0.0	0.0	0.0	0.0	0.0	0.0
100°	0.0	0.0	0.0	0.0	0.0	0.0	0.0	0.0	0.0	0.0	0.0
102.5°	0.0	0.0	0.0	0.0	0.0	0.0	0.0	0.0	0.0	0.0	0.0
105°	0.0	0.0	0.0	0.0	0.0	0.0	0.0	0.0	0.0	0.0	0.0
107.5°	0.0	0.0	0.0	0.0	0.0	0.0	0.0	0.0	0.0	0.0	0.0



REPORT NUMBER: P226810

CATALOG NUMBER: ISW-AF-1000-LED-E1-SL2

CANDELA DISTRIBUTION (continued):

	0°	5°	15°	25°	35°	45°	55°	60°	61°	62°	63°
110°	0.0	0.0	0.0	0.0	0.0	0.0	0.0	0.0	0.0	0.0	0.0
112.5°	0.0	0.0	0.0	0.0	0.0	0.0	0.0	0.0	0.0	0.0	0.0
115°	0.0	0.0	0.0	0.0	0.0	0.0	0.0	0.0	0.0	0.0	0.0
117.5°	0.0	0.0	0.0	0.0	0.0	0.0	0.0	0.0	0.0	0.0	0.0
120°	0.0	0.0	0.0	0.0	0.0	0.0	0.0	0.0	0.0	0.0	0.0
122.5°	0.0	0.0	0.0	0.0	0.0	0.0	0.0	0.0	0.0	0.0	0.0
125°	0.0	0.0	0.0	0.0	0.0	0.0	0.0	0.0	0.0	0.0	0.0
127.5°	0.0	0.0	0.0	0.0	0.0	0.0	0.0	0.0	0.0	0.0	0.0
130°	0.0	0.0	0.0	0.0	0.0	0.0	0.0	0.0	0.0	0.0	0.0
132.5°	0.0	0.0	0.0	0.0	0.0	0.0	0.0	0.0	0.0	0.0	0.0
135°	0.0	0.0	0.0	0.0	0.0	0.0	0.0	0.0	0.0	0.0	0.0
137.5°	0.0	0.0	0.0	0.0	0.0	0.0	0.0	0.0	0.0	0.0	0.0
140°	0.0	0.0	0.0	0.0	0.0	0.0	0.0	0.0	0.0	0.0	0.0
142.5°	0.0	0.0	0.0	0.0	0.0	0.0	0.0	0.0	0.0	0.0	0.0
145°	0.0	0.0	0.0	0.0	0.0	0.0	0.0	0.0	0.0	0.0	0.0
147.5°	0.0	0.0	0.0	0.0	0.0	0.0	0.0	0.0	0.0	0.0	0.0
150°	0.0	0.0	0.0	0.0	0.0	0.0	0.0	0.0	0.0	0.0	0.0
152.5°	0.0	0.0	0.0	0.0	0.0	0.0	0.0	0.0	0.0	0.0	0.0
155°	0.0	0.0	0.0	0.0	0.0	0.0	0.0	0.0	0.0	0.0	0.0
157.5°	0.0	0.0	0.0	0.0	0.0	0.0	0.0	0.0	0.0	0.0	0.0
160°	0.0	0.0	0.0	0.0	0.0	0.0	0.0	0.0	0.0	0.0	0.0
162.5°	0.0	0.0	0.0	0.0	0.0	0.0	0.0	0.0	0.0	0.0	0.0
165°	0.0	0.0	0.0	0.0	0.0	0.0	0.0	0.0	0.0	0.0	0.0
167.5°	0.0	0.0	0.0	0.0	0.0	0.0	0.0	0.0	0.0	0.0	0.0
170°	0.0	0.0	0.0	0.0	0.0	0.0	0.0	0.0	0.0	0.0	0.0
172.5°	0.0	0.0	0.0	0.0	0.0	0.0	0.0	0.0	0.0	0.0	0.0
175°	0.0	0.0	0.0	0.0	0.0	0.0	0.0	0.0	0.0	0.0	0.0
177.5°	0.0	0.0	0.0	0.0	0.0	0.0	0.0	0.0	0.0	0.0	0.0
180°	0.0	0.0	0.0	0.0	0.0	0.0	0.0	0.0	0.0	0.0	0.0



REPORT NUMBER: P226810

CATALOG NUMBER: ISW-AF-1000-LED-E1-SL2

CANDELA DISTRIBUTION (continued):

	64°	65°	66°	67°	68°	69°	70°	71°	72°	73°	74°
0°	1259.4	1259.4	1259.4	1259.4	1259.4	1259.4	1259.4	1259.4	1259.4	1259.4	1259.4
2.5°	1235.1	1239.6	1241.5	1239.6	1240.5	1246.0	1244.1	1246.8	1246.8	1248.6	1248.6
5°	1194.7	1198.3	1205.4	1204.5	1211.8	1214.4	1217.1	1220.8	1225.2	1228.0	1233.4
7.5°	1147.0	1154.2	1160.5	1164.1	1168.6	1177.6	1180.3	1188.4	1195.5	1202.8	1208.1
10°	1101.2	1111.0	1118.3	1120.9	1130.9	1135.4	1145.2	1151.5	1160.5	1169.5	1177.6
12.5°	1062.5	1071.5	1075.1	1084.1	1093.1	1102.1	1106.5	1118.3	1127.3	1139.0	1149.7
15°	1033.8	1042.8	1050.0	1056.2	1065.2	1074.2	1081.4	1093.1	1103.9	1115.5	1125.5
17.5°	1015.8	1021.2	1030.2	1035.5	1046.4	1057.1	1065.2	1078.7	1090.4	1100.3	1113.8
20°	1002.3	1008.6	1016.7	1024.8	1034.6	1048.1	1055.4	1069.7	1082.3	1093.9	1106.5
22.5°	995.1	1001.4	1009.4	1017.6	1028.4	1039.1	1050.9	1063.5	1077.0	1089.5	1102.1
25°	992.4	997.8	1004.9	1013.1	1024.8	1036.5	1046.4	1060.7	1072.5	1085.9	1101.2
27.5°	993.3	996.9	1004.9	1012.2	1023.9	1034.6	1044.5	1059.0	1072.5	1085.0	1100.3
30°	996.9	999.6	1007.7	1013.9	1023.9	1034.6	1043.6	1059.0	1070.6	1084.1	1100.3
32.5°	1009.4	1013.1	1016.7	1021.2	1030.2	1038.3	1049.0	1062.5	1073.3	1086.8	1100.3
35°	1039.1	1036.5	1039.1	1041.0	1047.3	1055.4	1063.5	1075.1	1085.0	1096.7	1111.0
37.5°	1085.9	1080.5	1082.3	1081.4	1081.4	1086.8	1094.9	1102.9	1111.0	1122.8	1137.1
40°	1172.2	1158.7	1155.1	1145.2	1142.5	1147.0	1152.5	1153.3	1163.2	1178.4	1184.8
42.5°	1283.7	1265.7	1268.4	1252.2	1247.7	1242.3	1249.5	1245.0	1251.3	1261.2	1274.7
45°	1459.9	1442.8	1424.8	1398.7	1404.1	1384.4	1378.9	1380.8	1379.9	1383.4	1399.6
47.5°	1670.2	1647.8	1636.0	1626.2	1607.3	1595.6	1580.4	1557.9	1563.3	1570.4	1584.8
50°	1977.7	1970.4	1948.0	1915.6	1911.1	1894.0	1889.5	1869.7	1862.6	1861.7	1860.7
52.5°	2388.5	2341.7	2332.7	2302.2	2278.7	2262.6	2257.2	2229.3	2201.5	2217.7	2215.8
55°	2889.1	2850.5	2801.0	2774.0	2755.2	2716.5	2706.6	2671.6	2655.4	2646.5	2624.0
57.5°	3730.5	3594.8	3493.2	3442.8	3371.9	3299.9	3274.8	3202.9	3147.1	3107.6	3110.3
60°	5197.6	4955.8	4670.8	4543.1	4247.4	4204.2	4001.1	3951.7	3829.4	3748.5	3701.8
62.5°	6483.1	6417.4	6280.8	6094.7	5798.1	5456.5	5302.8	4997.1	4758.1	4653.7	4509.0
65°	7097.0	7189.6	7227.4	7192.3	7073.6	6865.1	6681.7	6383.3	5982.3	5755.8	5474.4
66°	7065.5	7203.1	7272.3	7308.3	7265.1	7141.9	6949.6	6704.2	6394.1	6048.9	5733.3
67.5°	6835.5	6969.4	7065.5	7175.2	7175.2	7136.5	7058.4	6894.8	6675.4	6374.3	6091.2
70°	5895.2	6076.7	6246.6	6279.9	6373.4	6344.6	6406.6	6302.4	6250.2	6124.4	5972.5
72.5°	4592.6	4744.5	4890.1	5035.8	5011.5	4980.0	4973.8	4995.4	4889.3	4927.0	4887.5
75°	3054.5	3316.1	3465.3	3450.9	3460.8	3468.9	3402.4	3254.1	3369.2	3223.5	3272.1
77.5°	1856.2	1977.7	2018.1	1973.2	1914.8	1839.2	1717.8	1646.8	1545.3	1553.4	1485.9
80°	973.5	988.8	956.5	865.6	816.2	771.3	632.8	570.8	513.3	491.7	443.1
82.5°	558.2	521.4	481.8	451.2	392.8	353.3	299.3	265.1	228.3	196.0	184.2
85°	452.1	402.7	365.9	331.7	292.2	257.1	212.2	177.1	150.2	130.3	125.8
87.5°	373.1	338.9	301.2	268.7	230.2	194.2	150.2	116.8	92.6	74.6	69.3
90°	33.2	44.9	32.3	18.0	27.0	14.4	8.1	9.0	7.2	7.2	8.1
92.5°	0.0	0.0	0.0	0.0	0.0	0.0	0.0	0.0	0.0	0.0	0.0
95°	0.0	0.0	0.0	0.0	0.0	0.0	0.0	0.0	0.0	0.0	0.0
97.5°	0.0	0.0	0.0	0.0	0.0	0.0	0.0	0.0	0.0	0.0	0.0
100°	0.0	0.0	0.0	0.0	0.0	0.0	0.0	0.0	0.0	0.0	0.0
102.5°	0.0	0.0	0.0	0.0	0.0	0.0	0.0	0.0	0.0	0.0	0.0
105°	0.0	0.0	0.0	0.0	0.0	0.0	0.0	0.0	0.0	0.0	0.0
107.5°	0.0	0.0	0.0	0.0	0.0	0.0	0.0	0.0	0.0	0.0	0.0



REPORT NUMBER: P226810

CATALOG NUMBER: ISW-AF-1000-LED-E1-SL2

CANDELA DISTRIBUTION (continued):

	64°	65°	66°	67°	68°	69°	70°	71°	72°	73°	74°
110°	0.0	0.0	0.0	0.0	0.0	0.0	0.0	0.0	0.0	0.0	0.0
112.5°	0.0	0.0	0.0	0.0	0.0	0.0	0.0	0.0	0.0	0.0	0.0
115°	0.0	0.0	0.0	0.0	0.0	0.0	0.0	0.0	0.0	0.0	0.0
117.5°	0.0	0.0	0.0	0.0	0.0	0.0	0.0	0.0	0.0	0.0	0.0
120°	0.0	0.0	0.0	0.0	0.0	0.0	0.0	0.0	0.0	0.0	0.0
122.5°	0.0	0.0	0.0	0.0	0.0	0.0	0.0	0.0	0.0	0.0	0.0
125°	0.0	0.0	0.0	0.0	0.0	0.0	0.0	0.0	0.0	0.0	0.0
127.5°	0.0	0.0	0.0	0.0	0.0	0.0	0.0	0.0	0.0	0.0	0.0
130°	0.0	0.0	0.0	0.0	0.0	0.0	0.0	0.0	0.0	0.0	0.0
132.5°	0.0	0.0	0.0	0.0	0.0	0.0	0.0	0.0	0.0	0.0	0.0
135°	0.0	0.0	0.0	0.0	0.0	0.0	0.0	0.0	0.0	0.0	0.0
137.5°	0.0	0.0	0.0	0.0	0.0	0.0	0.0	0.0	0.0	0.0	0.0
140°	0.0	0.0	0.0	0.0	0.0	0.0	0.0	0.0	0.0	0.0	0.0
142.5°	0.0	0.0	0.0	0.0	0.0	0.0	0.0	0.0	0.0	0.0	0.0
145°	0.0	0.0	0.0	0.0	0.0	0.0	0.0	0.0	0.0	0.0	0.0
147.5°	0.0	0.0	0.0	0.0	0.0	0.0	0.0	0.0	0.0	0.0	0.0
150°	0.0	0.0	0.0	0.0	0.0	0.0	0.0	0.0	0.0	0.0	0.0
152.5°	0.0	0.0	0.0	0.0	0.0	0.0	0.0	0.0	0.0	0.0	0.0
155°	0.0	0.0	0.0	0.0	0.0	0.0	0.0	0.0	0.0	0.0	0.0
157.5°	0.0	0.0	0.0	0.0	0.0	0.0	0.0	0.0	0.0	0.0	0.0
160°	0.0	0.0	0.0	0.0	0.0	0.0	0.0	0.0	0.0	0.0	0.0
162.5°	0.0	0.0	0.0	0.0	0.0	0.0	0.0	0.0	0.0	0.0	0.0
165°	0.0	0.0	0.0	0.0	0.0	0.0	0.0	0.0	0.0	0.0	0.0
167.5°	0.0	0.0	0.0	0.0	0.0	0.0	0.0	0.0	0.0	0.0	0.0
170°	0.0	0.0	0.0	0.0	0.0	0.0	0.0	0.0	0.0	0.0	0.0
172.5°	0.0	0.0	0.0	0.0	0.0	0.0	0.0	0.0	0.0	0.0	0.0
175°	0.0	0.0	0.0	0.0	0.0	0.0	0.0	0.0	0.0	0.0	0.0
177.5°	0.0	0.0	0.0	0.0	0.0	0.0	0.0	0.0	0.0	0.0	0.0
180°	0.0	0.0	0.0	0.0	0.0	0.0	0.0	0.0	0.0	0.0	0.0



REPORT NUMBER: P226810

CATALOG NUMBER: ISW-AF-1000-LED-E1-SL2

CANDELA DISTRIBUTION (continued):

	75°	76°	77°	78°	79°	80°	81°	82°	83°	84°	85°
0°	1259.4	1259.4	1259.4	1259.4	1259.4	1259.4	1259.4	1259.4	1259.4	1259.4	1259.4
2.5°	1251.3	1251.3	1253.1	1254.9	1255.8	1255.8	1255.8	1257.6	1258.5	1255.8	1258.5
5°	1236.0	1240.5	1244.1	1246.8	1247.7	1250.5	1253.1	1254.9	1257.6	1257.6	1259.4
7.5°	1215.4	1223.4	1228.0	1232.5	1237.0	1241.5	1246.8	1250.5	1252.2	1255.8	1258.5
10°	1189.3	1199.2	1208.1	1215.4	1221.6	1230.6	1237.8	1243.2	1251.3	1252.2	1258.5
12.5°	1161.5	1175.8	1182.9	1196.4	1205.4	1218.9	1226.1	1234.2	1243.2	1247.7	1254.9
15°	1141.6	1154.2	1167.7	1180.3	1194.7	1210.9	1219.9	1230.6	1243.2	1253.1	1262.1
17.5°	1126.4	1143.5	1158.7	1174.9	1192.9	1209.9	1223.4	1235.1	1251.3	1256.7	1265.7
20°	1121.9	1140.7	1156.0	1173.1	1191.9	1214.4	1230.6	1243.2	1259.4	1268.4	1276.4
22.5°	1120.0	1138.0	1156.0	1176.7	1197.4	1220.8	1237.8	1254.0	1270.2	1278.3	1284.5
25°	1118.3	1137.1	1157.0	1180.3	1202.8	1227.0	1246.8	1262.1	1277.4	1285.4	1290.9
27.5°	1118.3	1138.0	1159.6	1182.9	1207.3	1234.2	1253.1	1267.4	1280.9	1288.2	1289.9
30°	1117.4	1138.0	1158.7	1184.8	1210.9	1238.7	1259.4	1272.9	1284.5	1289.0	1287.3
32.5°	1119.2	1140.7	1163.2	1189.3	1216.3	1243.2	1264.8	1280.0	1286.4	1285.4	1284.5
35°	1128.1	1148.0	1174.0	1200.0	1228.0	1253.1	1273.8	1284.5	1289.9	1288.2	1283.7
37.5°	1152.5	1172.2	1198.3	1227.0	1248.6	1277.4	1296.3	1304.4	1305.3	1299.9	1289.0
40°	1202.8	1222.5	1246.0	1277.4	1303.4	1323.2	1341.2	1350.2	1344.8	1335.0	1323.2
42.5°	1282.8	1307.9	1335.8	1360.9	1391.5	1418.5	1423.0	1428.3	1419.4	1400.5	1386.1
45°	1411.3	1426.6	1462.5	1481.4	1521.0	1534.4	1544.3	1547.0	1527.3	1512.0	1486.9
47.5°	1596.5	1626.2	1651.3	1669.4	1698.1	1716.0	1735.8	1726.8	1711.6	1685.5	1652.3
50°	1887.8	1906.6	1939.0	1971.3	2001.9	2014.5	2014.5	2005.5	1995.6	1945.2	1904.8
52.5°	2245.5	2247.3	2294.1	2332.7	2358.8	2339.9	2362.4	2339.9	2333.7	2298.6	2265.3
55°	2659.9	2642.8	2699.5	2733.6	2757.0	2779.5	2775.0	2772.3	2748.9	2709.4	2668.9
57.5°	3053.6	3103.1	3130.0	3180.4	3192.1	3207.4	3201.1	3192.1	3178.6	3156.1	3138.1
60°	3621.8	3655.0	3679.3	3689.2	3722.4	3726.9	3749.4	3712.6	3721.6	3695.5	3638.8
62.5°	4394.8	4358.9	4377.7	4377.7	4367.9	4332.8	4351.7	4366.1	4341.8	4320.2	4311.2
65°	5260.5	5144.5	5033.1	5014.2	4962.9	4951.3	4936.9	4901.0	4885.6	4847.9	4817.4
66°	5519.4	5339.6	5234.4	5169.7	5107.7	5094.2	5074.4	5036.7	5006.1	4953.0	4901.9
67.5°	5809.7	5577.8	5419.6	5327.9	5251.5	5201.2	5161.6	5107.7	5059.1	4980.0	4898.2
70°	5790.9	5599.4	5408.9	5269.5	5154.4	5051.0	4990.0	4874.0	4775.1	4661.8	4568.3
72.5°	4865.9	4831.7	4721.1	4643.0	4501.8	4447.0	4285.1	4211.5	4074.8	3928.3	3883.3
75°	3382.7	3248.7	3192.1	3160.6	3098.6	2927.8	2816.3	2840.6	2680.6	2537.6	2455.9
77.5°	1478.8	1505.7	1349.3	1279.2	1225.2	1132.6	1046.4	987.0	952.9	930.4	828.8
80°	409.0	356.9	352.4	327.2	321.8	286.7	291.2	266.1	249.0	245.4	237.3
82.5°	178.9	175.3	169.9	167.2	164.5	160.9	156.4	155.5	150.2	145.7	146.5
85°	118.7	117.7	115.1	112.3	107.9	101.6	97.1	93.5	94.4	89.9	89.0
87.5°	69.3	67.4	66.5	62.9	62.0	56.7	57.5	53.0	52.2	51.2	48.6
90°	9.9	10.7	13.5	12.6	9.0	17.1	14.4	12.6	13.5	10.7	10.7
92.5°	0.0	0.0	0.0	0.0	0.0	0.0	0.0	0.0	0.0	0.0	0.0
95°	0.0	0.0	0.0	0.0	0.0	0.0	0.0	0.0	0.0	0.0	0.0
97.5°	0.0	0.0	0.0	0.0	0.0	0.0	0.0	0.0	0.0	0.0	0.0
100°	0.0	0.0	0.0	0.0	0.0	0.0	0.0	0.0	0.0	0.0	0.0
102.5°	0.0	0.0	0.0	0.0	0.0	0.0	0.0	0.0	0.0	0.0	0.0
105°	0.0	0.0	0.0	0.0	0.0	0.0	0.0	0.0	0.0	0.0	0.0
107.5°	0.0	0.0	0.0	0.0	0.0	0.0	0.0	0.0	0.0	0.0	0.0



REPORT NUMBER: P226810
 CATALOG NUMBER: ISW-AF-1000-LED-E1-SL2

REPORT N
 CATALOG

CANDELA DISTRIBUTION (continued):

CANDELA

	75°	76°	77°	78°	79°	80°	81°	82°	83°	84°	85°	
110°	0.0	0.0	0.0	0.0	0.0	0.0	0.0	0.0	0.0	0.0	0.0	0°
112.5°	0.0	0.0	0.0	0.0	0.0	0.0	0.0	0.0	0.0	0.0	0.0	2.5°
115°	0.0	0.0	0.0	0.0	0.0	0.0	0.0	0.0	0.0	0.0	0.0	5°
117.5°	0.0	0.0	0.0	0.0	0.0	0.0	0.0	0.0	0.0	0.0	0.0	7.5°
120°	0.0	0.0	0.0	0.0	0.0	0.0	0.0	0.0	0.0	0.0	0.0	10°
122.5°	0.0	0.0	0.0	0.0	0.0	0.0	0.0	0.0	0.0	0.0	0.0	12.5°
125°	0.0	0.0	0.0	0.0	0.0	0.0	0.0	0.0	0.0	0.0	0.0	15°
127.5°	0.0	0.0	0.0	0.0	0.0	0.0	0.0	0.0	0.0	0.0	0.0	17.5°
130°	0.0	0.0	0.0	0.0	0.0	0.0	0.0	0.0	0.0	0.0	0.0	20°
132.5°	0.0	0.0	0.0	0.0	0.0	0.0	0.0	0.0	0.0	0.0	0.0	22.5°
135°	0.0	0.0	0.0	0.0	0.0	0.0	0.0	0.0	0.0	0.0	0.0	25°
137.5°	0.0	0.0	0.0	0.0	0.0	0.0	0.0	0.0	0.0	0.0	0.0	27.5°
140°	0.0	0.0	0.0	0.0	0.0	0.0	0.0	0.0	0.0	0.0	0.0	30°
142.5°	0.0	0.0	0.0	0.0	0.0	0.0	0.0	0.0	0.0	0.0	0.0	32.5°
145°	0.0	0.0	0.0	0.0	0.0	0.0	0.0	0.0	0.0	0.0	0.0	35°
147.5°	0.0	0.0	0.0	0.0	0.0	0.0	0.0	0.0	0.0	0.0	0.0	37.5°
150°	0.0	0.0	0.0	0.0	0.0	0.0	0.0	0.0	0.0	0.0	0.0	40°
152.5°	0.0	0.0	0.0	0.0	0.0	0.0	0.0	0.0	0.0	0.0	0.0	42.5°
155°	0.0	0.0	0.0	0.0	0.0	0.0	0.0	0.0	0.0	0.0	0.0	45°
157.5°	0.0	0.0	0.0	0.0	0.0	0.0	0.0	0.0	0.0	0.0	0.0	47.5°
160°	0.0	0.0	0.0	0.0	0.0	0.0	0.0	0.0	0.0	0.0	0.0	50°
162.5°	0.0	0.0	0.0	0.0	0.0	0.0	0.0	0.0	0.0	0.0	0.0	52.5°
165°	0.0	0.0	0.0	0.0	0.0	0.0	0.0	0.0	0.0	0.0	0.0	55°
167.5°	0.0	0.0	0.0	0.0	0.0	0.0	0.0	0.0	0.0	0.0	0.0	57.5°
170°	0.0	0.0	0.0	0.0	0.0	0.0	0.0	0.0	0.0	0.0	0.0	60°
172.5°	0.0	0.0	0.0	0.0	0.0	0.0	0.0	0.0	0.0	0.0	0.0	62.5°
175°	0.0	0.0	0.0	0.0	0.0	0.0	0.0	0.0	0.0	0.0	0.0	65°
177.5°	0.0	0.0	0.0	0.0	0.0	0.0	0.0	0.0	0.0	0.0	0.0	66°
180°	0.0	0.0	0.0	0.0	0.0	0.0	0.0	0.0	0.0	0.0	0.0	67.5°
												70°
												72.5°
												75°
												77.5°
												80°
												82.5°
												85°
												87.5°
												90°
												92.5°
												95°
												97.5°
												100°
												102.5°
												105°
												107.5°



NUMBER: P226810
 NUMBER: ISW-AF-1000-LED-E1-SL2

REPORT NUMBER: P
 CATALOG NUMBER:

DISTRIBUTION (continued):

CANDELA DISTRIBUTION

86°	87°	88°	89°	90°	95°	105°	115°	125°	135°	145°	110°	86°
1259.4	1259.4	1259.4	1259.4	1259.4	1259.4	1259.4	1259.4	1259.4	1259.4	1259.4	110°	0.0
1261.2	1263.0	1263.9	1263.0	1264.8	1263.9	1264.8	1263.9	1259.4	1258.5	1257.6	112.5°	0.0
1263.0	1266.6	1267.4	1268.4	1266.6	1268.4	1264.8	1250.5	1234.2	1216.3	1201.9	115°	0.0
1264.8	1269.3	1271.9	1271.9	1272.9	1271.1	1257.6	1226.1	1188.4	1150.6	1121.9	117.5°	0.0
1263.9	1270.2	1272.9	1273.8	1273.8	1270.2	1237.8	1187.4	1130.0	1072.5	1013.9	120°	0.0
1261.2	1266.6	1271.1	1271.1	1271.9	1259.4	1209.0	1137.1	1055.4	969.0	890.8	122.5°	0.0
1266.6	1271.9	1271.9	1271.9	1271.1	1249.5	1178.4	1074.2	964.5	847.7	731.7	125°	0.0
1274.7	1277.4	1275.6	1275.6	1271.9	1239.6	1144.4	1012.2	868.4	713.7	552.0	127.5°	0.0
1281.9	1283.7	1282.8	1278.3	1273.8	1228.9	1109.3	946.5	753.3	552.0	391.1	130°	0.0
1289.0	1290.9	1286.4	1279.2	1272.9	1214.4	1067.0	863.0	623.0	377.6	258.9	132.5°	0.0
1289.9	1291.8	1283.7	1273.8	1264.8	1192.9	1015.8	774.0	480.1	244.5	202.2	135°	0.0
1289.0	1287.3	1273.8	1261.2	1251.3	1166.8	959.1	663.4	320.0	184.2	176.2	137.5°	0.0
1282.8	1274.7	1263.9	1249.5	1235.1	1138.0	902.5	540.2	202.2	160.0	160.0	140°	0.0
1273.8	1265.7	1252.2	1233.4	1217.1	1110.2	837.8	414.4	161.8	147.4	149.2	142.5°	0.0
1270.2	1261.2	1241.5	1221.6	1200.9	1085.0	769.5	278.7	145.7	139.3	140.2	145°	0.0
1277.4	1262.1	1242.3	1219.9	1195.5	1063.5	698.5	194.2	137.5	130.3	132.2	147.5°	0.0
1301.6	1287.3	1263.9	1235.1	1209.0	1050.9	623.0	160.9	129.4	123.2	123.2	150°	0.0
1360.1	1341.2	1309.7	1275.6	1244.1	1059.0	555.6	146.5	123.2	116.8	116.8	152.5°	0.0
1454.4	1432.0	1395.1	1356.4	1315.1	1098.4	479.2	141.2	118.7	109.7	107.9	155°	0.0
1616.3	1586.6	1538.1	1492.2	1442.8	1166.8	401.8	137.5	113.2	105.2	101.6	157.5°	0.0
1870.7	1826.6	1769.1	1708.8	1648.6	1291.8	340.6	133.9	109.7	101.6	98.0	160°	0.0
2197.9	2168.2	2096.3	2017.2	1945.2	1540.8	305.7	131.2	107.0	97.1	94.4	162.5°	0.0
2615.0	2566.5	2509.8	2438.8	2353.4	1863.5	302.1	130.3	104.2	93.5	91.7	165°	0.0
3055.5	3036.5	2940.4	2896.4	2803.7	2293.1	367.6	132.2	102.5	90.8	88.1	167.5°	0.0
3557.9	3565.1	3475.3	3426.7	3350.3	2837.9	585.2	137.5	102.5	88.1	85.4	170°	0.0
4215.1	4226.7	4120.7	4063.2	3998.4	3448.3	919.6	146.5	105.2	85.4	82.7	172.5°	0.0
4753.6	4690.6	4622.3	4521.5	4439.8	3789.0	885.5	162.8	108.7	82.7	80.0	175°	0.0
4809.2	4764.3	4678.0	4569.2	4469.5	3790.7	773.0	168.1	109.7	81.8	79.1	177.5°	0.0
4802.0	4722.0	4624.0	4532.4	4434.4	3693.7	597.8	175.3	112.3	80.0	77.3	180°	0.0
4469.5	4357.1	4261.8	4135.1	4032.6	3305.4	367.6	174.4	108.7	74.6	72.8		
3685.6	3628.1	3514.8	3413.2	3306.3	2675.2	251.7	155.5	96.2	67.4	68.3		
2384.0	2318.3	2203.2	2145.7	2085.5	1711.6	196.0	126.7	81.8	60.3	62.9		
795.5	769.5	727.2	750.6	715.6	667.0	143.8	96.2	65.6	52.2	55.8		
238.2	232.8	240.9	226.5	240.0	203.2	94.4	67.4	50.3	44.9	49.4		
141.2	139.3	139.3	139.3	135.7	126.7	62.0	46.7	38.7	37.7	41.3		
86.3	84.5	85.4	84.5	86.3	77.3	42.2	32.3	28.7	27.8	33.2		
49.4	49.4	50.3	48.6	49.4	47.7	29.7	20.7	18.9	18.0	24.2		
11.7	11.7	9.0	8.1	9.0	12.6	8.1	6.3	5.4	4.5	8.1		
0.0	0.0	0.0	0.0	0.0	0.0	0.0	0.0	0.0	0.0	0.0		
0.0	0.0	0.0	0.0	0.0	0.0	0.0	0.0	0.0	0.0	0.0		
0.0	0.0	0.0	0.0	0.0	0.0	0.0	0.0	0.0	0.0	0.0		
0.0	0.0	0.0	0.0	0.0	0.0	0.0	0.0	0.0	0.0	0.0		
0.0	0.0	0.0	0.0	0.0	0.0	0.0	0.0	0.0	0.0	0.0		
0.0	0.0	0.0	0.0	0.0	0.0	0.0	0.0	0.0	0.0	0.0		
0.0	0.0	0.0	0.0	0.0	0.0	0.0	0.0	0.0	0.0	0.0		
0.0	0.0	0.0	0.0	0.0	0.0	0.0	0.0	0.0	0.0	0.0		
0.0	0.0	0.0	0.0	0.0	0.0	0.0	0.0	0.0	0.0	0.0		
0.0	0.0	0.0	0.0	0.0	0.0	0.0	0.0	0.0	0.0	0.0		

'226810
 ISW-AF-1000-LED-E1-SL2

REPORT NUMBER: P226810
 CATALOG NUMBER: ISW-AF-1000-LED-E1-SL2

TION (continued):

CANDELA DISTRIBUTION (con

87°	88°	89°	90°	95°	105°	115°	125°	135°	145°		155°	165°
0.0	0.0	0.0	0.0	0.0	0.0	0.0	0.0	0.0	0.0	0°	1259.4	1259.4
0.0	0.0	0.0	0.0	0.0	0.0	0.0	0.0	0.0	0.0	2.5°	1250.5	1244.1
0.0	0.0	0.0	0.0	0.0	0.0	0.0	0.0	0.0	0.0	5°	1179.4	1162.3
0.0	0.0	0.0	0.0	0.0	0.0	0.0	0.0	0.0	0.0	7.5°	1077.0	1057.1
0.0	0.0	0.0	0.0	0.0	0.0	0.0	0.0	0.0	0.0	10°	960.0	930.4
0.0	0.0	0.0	0.0	0.0	0.0	0.0	0.0	0.0	0.0	12.5°	810.8	752.4
0.0	0.0	0.0	0.0	0.0	0.0	0.0	0.0	0.0	0.0	15°	638.2	560.1
0.0	0.0	0.0	0.0	0.0	0.0	0.0	0.0	0.0	0.0	17.5°	439.6	376.7
0.0	0.0	0.0	0.0	0.0	0.0	0.0	0.0	0.0	0.0	20°	308.3	285.0
0.0	0.0	0.0	0.0	0.0	0.0	0.0	0.0	0.0	0.0	22.5°	238.2	239.1
0.0	0.0	0.0	0.0	0.0	0.0	0.0	0.0	0.0	0.0	25°	197.7	206.7
0.0	0.0	0.0	0.0	0.0	0.0	0.0	0.0	0.0	0.0	27.5°	174.4	183.4
0.0	0.0	0.0	0.0	0.0	0.0	0.0	0.0	0.0	0.0	30°	160.0	168.1
0.0	0.0	0.0	0.0	0.0	0.0	0.0	0.0	0.0	0.0	32.5°	150.2	153.7
0.0	0.0	0.0	0.0	0.0	0.0	0.0	0.0	0.0	0.0	35°	138.4	140.2
0.0	0.0	0.0	0.0	0.0	0.0	0.0	0.0	0.0	0.0	37.5°	128.6	128.6
0.0	0.0	0.0	0.0	0.0	0.0	0.0	0.0	0.0	0.0	40°	119.6	118.7
0.0	0.0	0.0	0.0	0.0	0.0	0.0	0.0	0.0	0.0	42.5°	111.5	110.6
0.0	0.0	0.0	0.0	0.0	0.0	0.0	0.0	0.0	0.0	45°	103.4	104.2
0.0	0.0	0.0	0.0	0.0	0.0	0.0	0.0	0.0	0.0	47.5°	98.9	99.7
0.0	0.0	0.0	0.0	0.0	0.0	0.0	0.0	0.0	0.0	50°	94.4	95.2
0.0	0.0	0.0	0.0	0.0	0.0	0.0	0.0	0.0	0.0	52.5°	90.8	90.8
0.0	0.0	0.0	0.0	0.0	0.0	0.0	0.0	0.0	0.0	55°	87.2	86.3
0.0	0.0	0.0	0.0	0.0	0.0	0.0	0.0	0.0	0.0	57.5°	84.5	82.7
0.0	0.0	0.0	0.0	0.0	0.0	0.0	0.0	0.0	0.0	60°	81.8	80.0
0.0	0.0	0.0	0.0	0.0	0.0	0.0	0.0	0.0	0.0	62.5°	80.0	77.3
0.0	0.0	0.0	0.0	0.0	0.0	0.0	0.0	0.0	0.0	65°	78.3	76.4
0.0	0.0	0.0	0.0	0.0	0.0	0.0	0.0	0.0	0.0	66°	77.3	75.5
0.0	0.0	0.0	0.0	0.0	0.0	0.0	0.0	0.0	0.0	67.5°	76.4	74.6
										70°	72.8	71.0
										72.5°	67.4	66.5
										75°	62.0	60.3
										77.5°	54.8	53.9
										80°	46.7	45.8
										82.5°	39.6	37.7
										85°	31.5	29.7
										87.5°	21.6	19.7
										90°	5.4	6.3
										92.5°	0.0	0.0
										95°	0.0	0.0
										97.5°	0.0	0.0
										100°	0.0	0.0
										102.5°	0.0	0.0
										105°	0.0	0.0
										107.5°	0.0	0.0



REPORT NUMBER: P226810

CATALOG NUMBER: ISW-AF-1000-LED-E:

000-LED-E1-SL2

tinued):

175°	180°
1259.4	1259.4
1238.7	1246.8
1157.0	1154.2
1041.0	1041.9
900.7	902.5
719.1	708.4
515.1	519.6
358.6	357.7
287.7	289.5
246.3	246.3
219.3	219.3
193.2	194.2
175.3	177.1
159.1	160.0
142.9	143.8
129.4	129.4
120.5	121.3
114.2	114.2
107.9	107.9
102.5	104.2
97.1	98.0
91.7	92.6
86.3	86.3
81.8	81.8
78.3	77.3
75.5	73.8
72.8	71.9
71.9	71.0
71.0	70.1
69.3	68.3
66.5	65.6
61.2	59.3
55.8	53.9
51.2	48.6
43.2	41.3
31.5	29.7
18.9	18.9
4.5	4.5
0.0	0.0
0.0	0.0
0.0	0.0
0.0	0.0
0.0	0.0
0.0	0.0
0.0	0.0
0.0	0.0
0.0	0.0

CANDELA DISTRIBUTION (continued):

	155°	165°	175°
110°	0.0	0.0	0.0
112.5°	0.0	0.0	0.0
115°	0.0	0.0	0.0
117.5°	0.0	0.0	0.0
120°	0.0	0.0	0.0
122.5°	0.0	0.0	0.0
125°	0.0	0.0	0.0
127.5°	0.0	0.0	0.0
130°	0.0	0.0	0.0
132.5°	0.0	0.0	0.0
135°	0.0	0.0	0.0
137.5°	0.0	0.0	0.0
140°	0.0	0.0	0.0
142.5°	0.0	0.0	0.0
145°	0.0	0.0	0.0
147.5°	0.0	0.0	0.0
150°	0.0	0.0	0.0
152.5°	0.0	0.0	0.0
155°	0.0	0.0	0.0
157.5°	0.0	0.0	0.0
160°	0.0	0.0	0.0
162.5°	0.0	0.0	0.0
165°	0.0	0.0	0.0
167.5°	0.0	0.0	0.0
170°	0.0	0.0	0.0
172.5°	0.0	0.0	0.0
175°	0.0	0.0	0.0
177.5°	0.0	0.0	0.0
180°	0.0	0.0	0.0

